






















Amphenol® Amphenol MIL-C-5015 Connectors MS- A,E/F,R Class Contact Arrangements

Front face of pin insert or rear face of socket insert illustrated

							
		Front of Socket Insert	Front of Socket Insert				
Insert Arrangement	10SL-2	10SL-3	10SL-4	12S-1	12S-3	12S-5	14S-1
Service Rating	A	A	A	A	A	D	A
Number of Contacts	1	3	2	2	2	1	3
Contact Size	16	16	16	16	16	12	16
							
Insert Arrangement	14S-2	14S-5	14S-6	14S-7	14S-9	14S-07	16S-1
Service Rating	Inst.	Inst.	Inst.	A	A	A	A
Number of Contacts	4	5	6	3	2	7	7
Contact Size	16	16	16	16	16	16	16
							
Insert Arrangement	16S-4	16S-5	16S-8	16-9	16-10	16-11	
Service Rating	D	A	A	A	A	A	
Number of Contacts	2	3	5	2 2	3	2	
Contact Size	16	16	16	12 16	12	12	
							
	CONTACT LEGEND 16 12 8 4 0						

Amphenol® Amphenol MIL-C-5015 Connectors MS- A,E/F,R Class Contact Arrangements

Front face of pin insert or rear face of socket insert illustrated

Insert Arrangement	16-12	16-13	18-1	18-3	18-4
Service Rating	A	A	B, C, F, G=A; Bal.=Inst	D	D
Number of Contacts	1	2	10	2	4
Contact Size	4	12	16	12	16
Insert Arrangement	18-5	18-8	18-9	18-10	18-11
Service Rating	D	A	Inst.	A	A
Number of Contacts	2 1	1 7	2 5	4	5
Contact Size	12 16	12 16	12 16	12	12
Insert Arrangement	18-12	18-13	18-15	18-19	18-20
Service Rating	A	A	A	A	A
Number of Contacts	6	1 3	4	10	5
Contact Size	16	8 12	12	16	16



CONTACT LEGEND 16 12 8 4 0

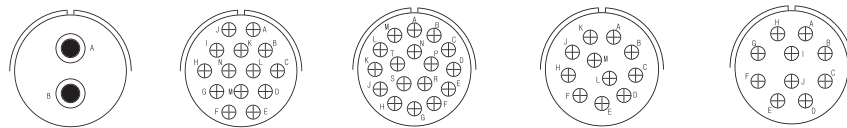
Amphenol® Amphenol MIL-C-5015 Connectors MS- A,E/F,R Class Contact Arrangements

Front face of pin insert or rear face of socket insert illustrated

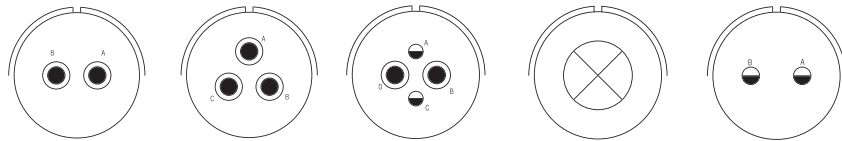
Insert Arrangement	18-21	18-22	18-32	20-2	20-3	20-4
Service Rating	A	D	A	D	D	D
Number of Contacts	3	3	8	1	3	4
Contact Size	12	16	16	0	12	12
Insert Arrangement	20-7	20-8	20-11	20-15	20-16	
Service Rating	H, G=D: C, D, E, F=A	Inst.	Inst.	A	A	
Number of Contacts	8	2 4	13	7	2 7	
Contact Size	16	8 16	16	12	12 16	
Insert Arrangement	20-17	20-18	20-19	20-22		
Service Rating	A	A	A	A		
Number of Contacts	5 1	3 6	3	3 3		
Contact Size	12 16	12 16	8	8 16		
					CONTACT LEGEND	16 12 8 4 0

Amphenol® Amphenol MIL-C-5015 Connectors MS- A,E/F,R Class Contact Arrangements

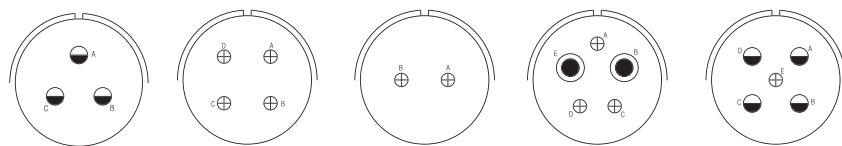
Front face of pin insert or rear face of socket insert illustrated



Insert Arrangement	20-23	20-27	20-29	20-33	20-01
Service Rating	A	A	A	A	A
Number of Contacts	2	14	17	11	10
Contact Size	8	16	16	16	16



Insert Arrangement	22-1	22-2	22-4	22-7	22-8
Service Rating	D	D	A	E	E
Number of Contacts	2	3	2 2	1	2
Contact Size	8	8	8 12	0	12



Insert Arrangement	22-9	22-10	22-11	22-12	22-13
Service Rating	E	E	B	D	E=D; A, B, C, D=A
Number of Contacts	3	4	2	2 3	4 1
Contact Size	12	16	16	8 16	12 16



CONTACT LEGEND

Amphenol® Amphenol MIL-C-5015 Connectors MS- A,E/F,R Class Contact Arrangements

Front face of pin insert or rear face of socket insert illustrated

Insert Arrangement	22-14	22-15	22-18	22-19
Service Rating	A	D=E; A, B, C, E, F=A	A,B,F,G,H=D;C,D,E=A	A
Number of Contacts	19	5 1	8	14
Contact Size	16	12 16	16	16
Insert Arrangement	22-20	22-21	22-22	22-23
Service Rating	A	A	A	H=D; Bal.=A
Number of Contacts	9	1 2	4	8
Contact Size	16	0 16	8	12
Insert Arrangement	22-27	22-28	24-2	24-5
Service Rating	J=D; Bal.=A	A	D	A
Number of Contacts	1 8	7	7	16
Contact Size	8 16	12	12	16

CONTACT LEGEND 16 12 8 4 0

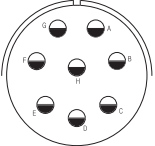
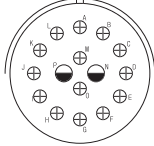
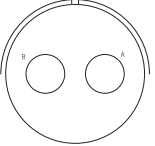
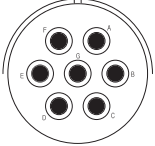
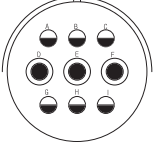
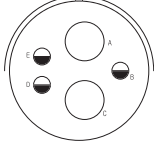
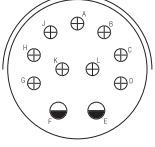
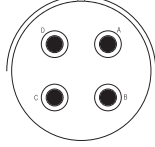
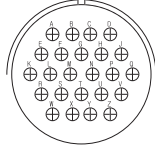
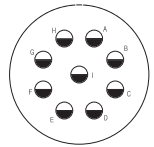
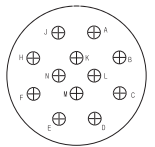
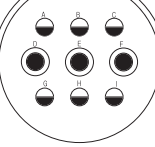
Amphenol®

Amphenol MIL-C-5015 Connectors

MS- A,E/F,R Class

Contact Arrangements

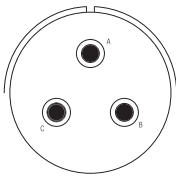
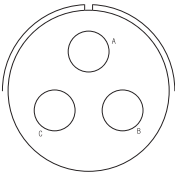
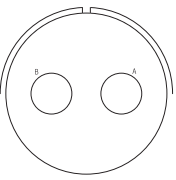
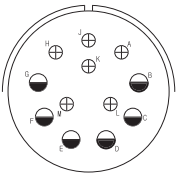
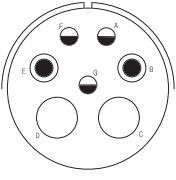
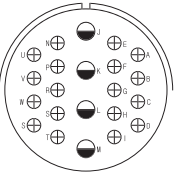
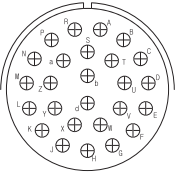
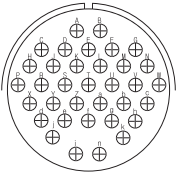
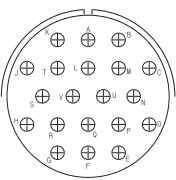
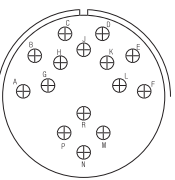
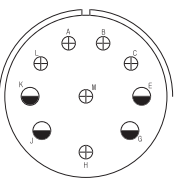
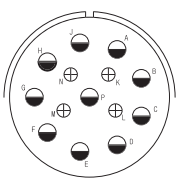
Front face of pin insert or rear face of socket insert illustrated

Insert Arrangement Service Rating Number of Contacts Contact Size				
	24-6	24-7	24-9	24-10
	A, G, H=D; Bal.=A	A	A	A
	8 12	2 14 12 16	2 4	7 8
Insert Arrangement Service Rating Number of Contacts Contact Size				
	24-11	24-12	24-20	24-22
	A	A	D	D
	3 6 8 12	2 3 4 12	2 9 1 16	4 8
Insert Arrangement Service Rating Number of Contacts Contact Size				
	24-28	24-02	24-03	28-1
	Inst.	A	A	A,J,E=D; Bal.=A
	24 16	9 12	12 16	3 6 8 12



Amphenol® Amphenol MIL-C-5015 Connectors MS- A,E/F,R Class Contact Arrangements

Front face of pin insert or rear face of socket insert illustrated

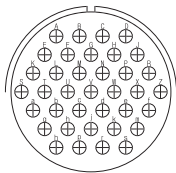
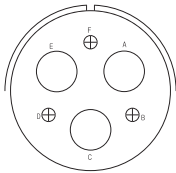
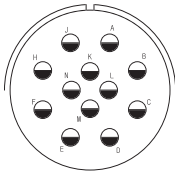
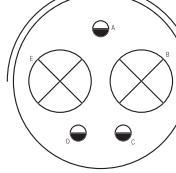
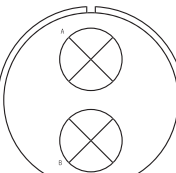
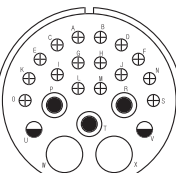
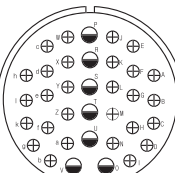
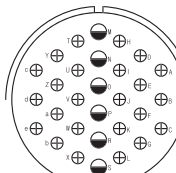
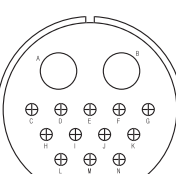
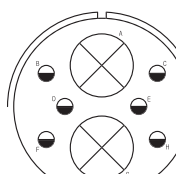
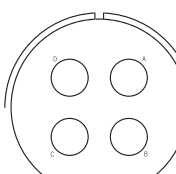
				
Insert Arrangement	28-3	28-6	28-7	28-9
Service Rating	E	D	D	D
Number of Contacts	3	3	2	6 6
Contact Size	8	4	4	12 16
				
Insert Arrangement	28-10	28-11	28-12	28-15
Service Rating	G=D; Bal. A	A	A	A
Number of Contacts	2 2 3	4 18	26	35
Contact Size	4 8 12	12 16	16	16
				
Insert Arrangement	28-16	28-17	28-19	28-20
Service Rating	A	R=B;M,N,P=D;A to L=A	H,M=B;A,B=D;Bal.=A	A
Number of Contacts	20	15	4 6	10 4
Contact Size	16	16	12 16	12 16



CONTACT LEGEND 16 12 8 4 0

Amphenol® Amphenol MIL-C-5015 Connectors MS- A,E/F,R Class Contact Arrangements

Front face of pin insert or rear face of socket insert illustrated

				
Insert Arrangement	28-21	28-22	28-51	32-1
Service Rating	A	D	A	A=E; B, C, D, E=D
Number of Contacts	37	3 3	12	2 3
Contact Size	16	4 16	12	0 12
				
Insert Arrangement	32-5	32-6	32-7	32-8
Service Rating	D	A	A, B, h, j=Inst.; Bal.=A	A
Number of Contacts	2	2 3 2 16	7 28	6 24
Contact Size	0	4 8 12 16	12 16	12 16
				
Insert Arrangement	32-9	32-15	32-17	
Service Rating	D	D	D	
Number of Contacts	2 12	2 6	4	
Contact Size	4 16	0 12	4	



CONTACT LEGEND 16 12 8 4 0

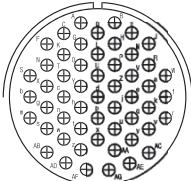
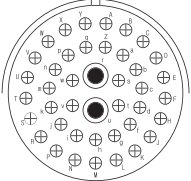
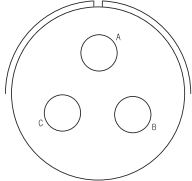
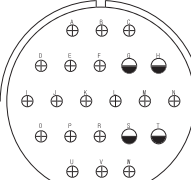
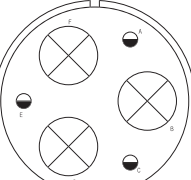
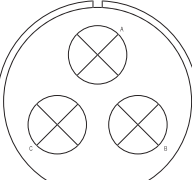
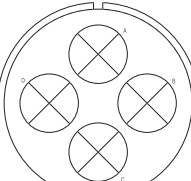
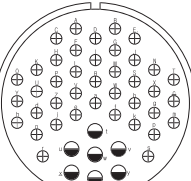
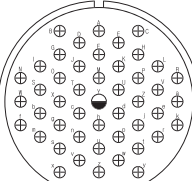
Amphenol®


Amphenol MIL-C-5015 Connectors

MS Series A,E/F,R Class

Contact Arrangements

Front face of pin insert or rear face of socket insert illustrated

			
Insert Arrangement	32-22	32-59	32-03
Service Rating	A	A	A
Number of Contacts	54	2 40	3
Contact Size	16	8 16	4
			
Insert Arrangement	36-1	36-3	36-4
Service Rating	D	D	A=D; B, C=A
Number of Contacts	4 18	3 3	3
Contact Size	12 16	0 12	0
			
Insert Arrangement	36-5	36-7	36-8
Service Rating	A	A	A
Number of Contacts	4	7 40	1 46
Contact Size	0	12 16	12 16



CONTACT LEGEND 16 12 8 4 0

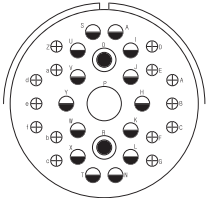
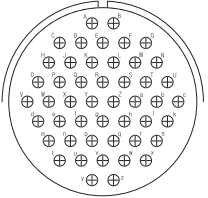
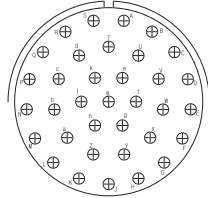
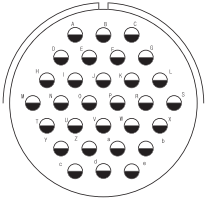
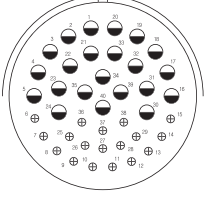
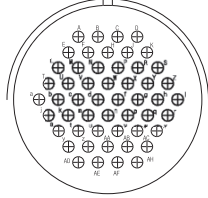
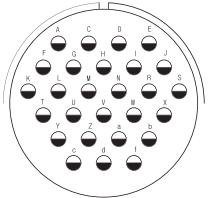
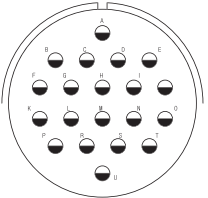
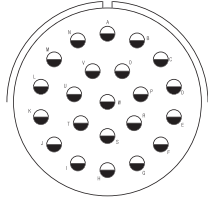

Amphenol®

Amphenol MIL-C-5015 Connectors

MS Series A,E/F,R Class

Contact Arrangements

Front face of pin insert or rear face of socket insert illustrated

			
Insert Arrangement	36-9	36-10	36-15
Service Rating	A	A	M=D; Bal.=A
Number of Contacts	1 2 14 14	48	35
Contact Size	4 8 12 16	16	16
			
Insert Arrangement	36-30	36-40	36-52
Service Rating	A	A	A
Number of Contacts	30	22 18	52
Contact Size	12	12 16	16
			
Insert Arrangement	36-02	36-03	36-04
Service Rating	A	A	A
Number of Contacts	27	20	22
Contact Size	12	12	12
			
	CONTACT LEGEND 16 12 8 4 0		